

A Phase 2b, Randomized, Double-Blinded, Parallel-Group, Placebo-Controlled, International, Multicenter, Study to Evaluate the Efficacy and Safety of Rezpegaldesleukin in Adults with Moderate-to-Severe Atopic Dermatitis

Spyridon Gkalpakiotis¹, Adam Reich², Jacek Szepietowski³, Suzana Ljubojevic Hadzavdic⁴, Juan Ruano-Ruiz⁵, Dédée Murrell⁶, Pablo Fernandez Peñas⁷, Trinidad Montero-Vilchez⁸, Andreas Wollenberg⁹, Michael Sticherling¹⁰, Weyergraf Ansgar¹¹, Wojciech Baran¹², Eniko Telegdy¹³, Michael Sebastian¹⁴, Melinda Gooderham¹⁵, Maryam Shayesteh Alam¹⁶, Charles Lynde¹⁷, William Werschler¹⁸, Adelaide Hebert¹⁹, Craig Rohan²⁰, Neil Sadick²¹, Maxwell Sauder²², Sheetal Sapra²³, James Del Rosso²⁴, Vivian Laquer²⁵, Richardo Tan²⁶, Timothy Rodgers²⁷, Mani Raman²⁸, Stephen Schleicher²⁹, Maria Hannaway³⁰, Sohail Chaudhry³⁰, Zachary Lee³⁰, Danni Yu³⁰, Yi Liu³⁰, Wang Waltz³⁰, Jenny Gilbert³⁰, Lucinda Elko-Simms³⁰, Christie Fanton³⁰, Charleen Jue³⁰, Mary Tagliaferri³⁰, Jonathan Zalevsky³⁰, David Rosmarin³¹

¹3rd Faculty of Medicine UK, Department of Dermatovenereology, Prague, Czech Republic, ²University of Rzeszów, Department of Dermatology, Rzeszów, Poland, ³Wrocław Medical University Library, Department of Dermatology, Venereology and Allergology, Wrocław, Poland, ⁴University Hospital Centre Zagreb, Department of Dermatology and Venereology, Zagreb, Croatia, ⁵University Hospital Reina Sofia, Department of Dermatology, Córdoba, Spain, ⁶UNSW Sydney, Department of Dermatology, Sydney, Australia, ⁷University of Sydney, Department of Dermatology, Sydney, Australia, ⁸Virgen de las Nieves University Hospital, Dermatology Department, Granada, Spain, ⁹Ludwig-Maximilians-University, Department of Dermatology and Allergology, München, Germany, ¹⁰University Hospital Erlangen, Department of Dermatology, Erlangen, Germany, ¹¹Hautarztpraxis an der Hase, Bramsche, Germany, ¹²Wrocław Medical University, Department of Dermatology, Wrocław, Poland, ¹³Markusovszky University, Department of Dermatology, Budapest, Hungary, ¹⁴Dermatology Mahlow, Mahlow, Germany, ¹⁵Queen's University, Department of Medicine, Kingston, Canada, ¹⁶SimcoDerm Medical and Surgical Dermatology Centre, Barrie, Canada, ¹⁷University of Toronto, Division of Dermatology, Department of Medicine, Toronto, Canada, ¹⁸University of Washington, Spokane, United States, ¹⁹University of Texas Medical School At Houston, Houston, United States, ²⁰Wright State University Boonshoft School of Medicine, Department of Dermatology, Dayton, United States, ²¹Weill Cornell Medicine, Department of Dermatology, New York, United States, ²²University of Toronto, Department of Dermatology, Toronto, Canada, ²³CLS Dermatology & Plastic Surgery, Oakville, Canada, ²⁴JDR Dermatology Research Center, Las Vegas, United States, ²⁵First OC Dermatology Research, Fountain Valley, United States, ²⁶California Allergy & Asthma Medical Group, Los Angeles, United States, ²⁷North Texas Center for Clinical Research, Frisco, United States, ²⁸The Centre for Dermatology, Richmond Hill, Canada, ²⁹DermDox Dermatology Centers, PC, Sugarloaf, United States, ³⁰Nektar Therapeutics, San Francisco, United States, ³¹Indiana University School of Medicine, Department of Dermatology, Indianapolis, United States

Spyridon Gkalpakiotis is the presenting author | David Rosmarin is the corresponding author

BACKGROUND

- Atopic dermatitis (AD) is a chronic, relapsing inflammatory skin disorder.¹⁻³
- Approximately 1 in 10 individuals have a lifetime risk of developing AD.¹⁻⁵
- Dysfunction of regulatory T cells (Treg) may play a role in AD immunopathogenesis.⁶
- Targeting the Treg pathway is a novel therapeutic approach for restoring immune homeostasis in patients with moderate-to-severe AD.⁷
- Rezpegaldesleukin (REZPEG; NKTR-358) is a polyethylene glycol (PEG)-conjugated recombinant human interleukin 2 (rhIL-2) with the ability to selectively promote the activation and expansion of Tregs, while having relatively minimal effect on conventional T cells (Tcons).⁷
- In healthy volunteers and patients with SLE, REZPEG treatment resulted in a dose-dependent, selective, and up-to 17-fold increase in CD25^{bright} Tregs over baseline, that was sustained for 20-30 days.⁷
- A Phase 1b study of REZPEG for patients with moderate-to-severe AD demonstrated a rapid time to response (2-4 weeks) during induction therapy and a prolonged durability of response (i.e., majority of responders retained response throughout the 36-week follow-up without additional systemic therapy).⁸
- These results support further development of REZPEG for patients with AD.

Figure 1: Role of Regulatory T Cells in Autoimmune Disease

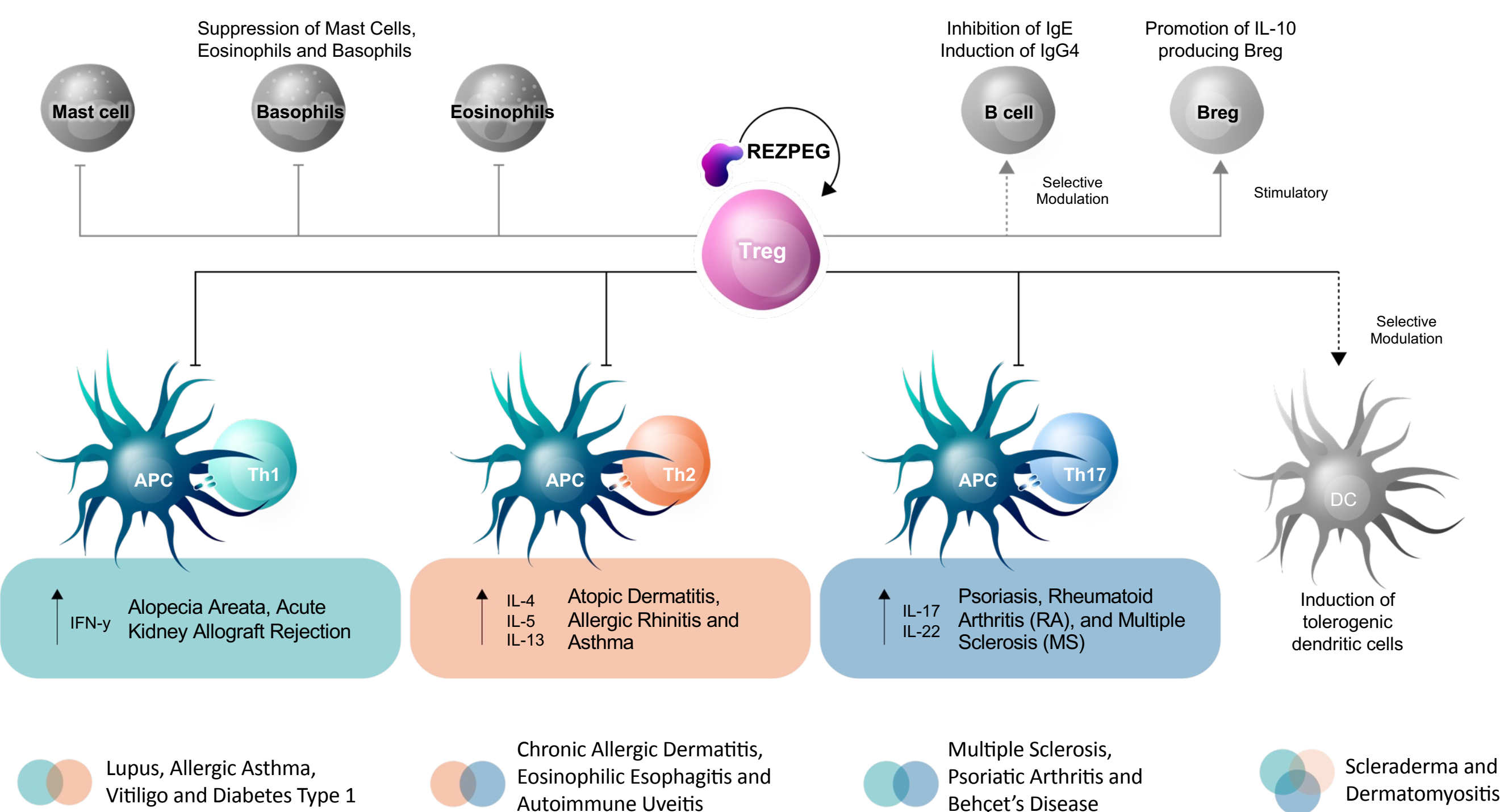
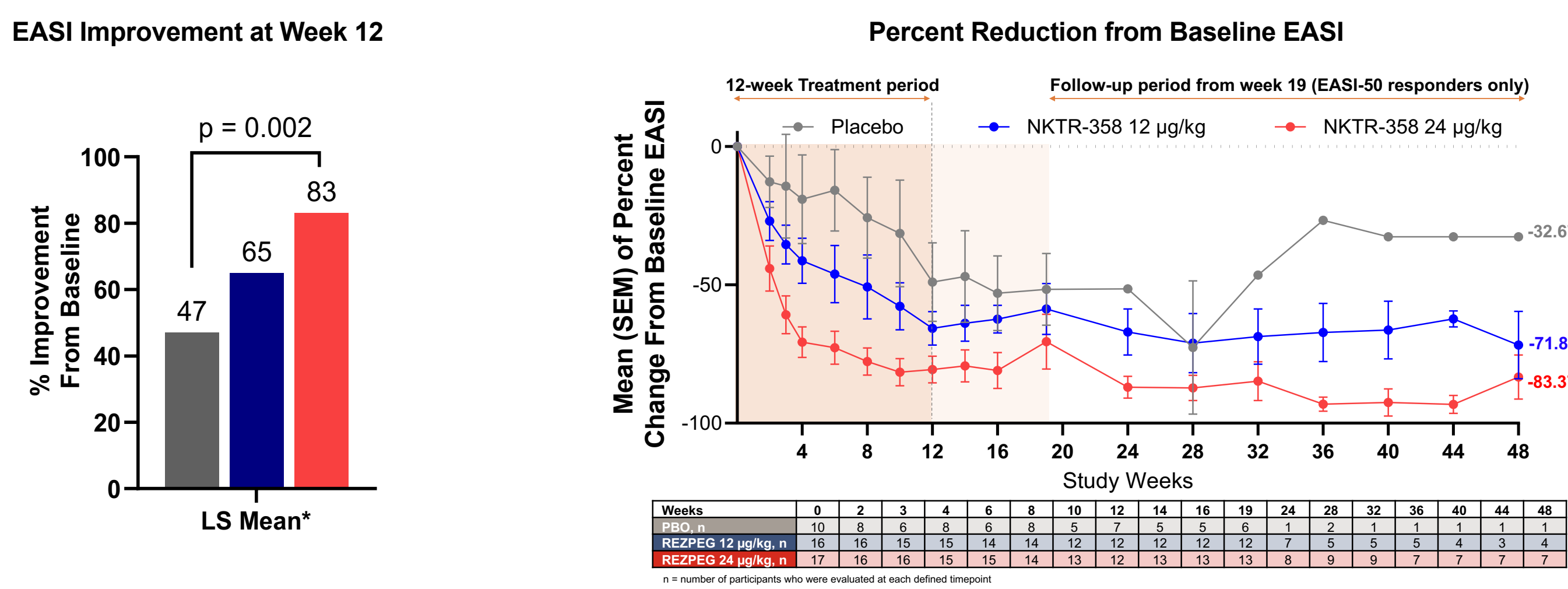
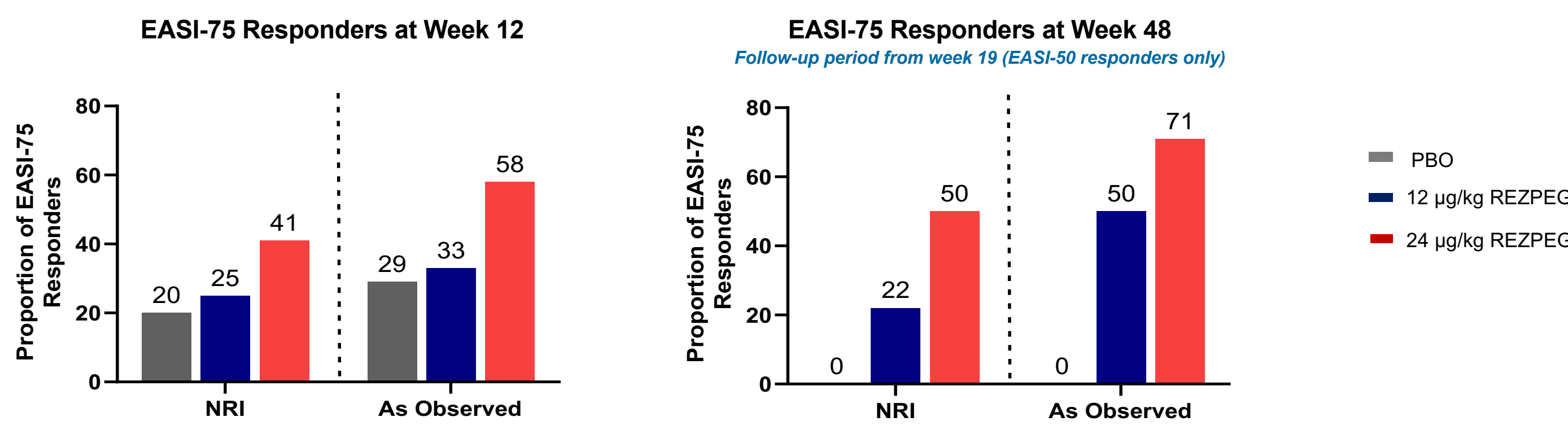


Figure 2: Phase 1b Study of REZPEG in Atopic Dermatitis-Percent Change From Baseline for EASI Score



SEM: Standard error of the mean; continuous endpoint using observed data; *EASI Improvement results are least squares (LS) mean percent change from baseline obtained from Mixed Model for Repeated Measures (MMRM) as specified in the statistical analysis plan (SAP) defined in the protocol (generated by independent statistical audit firm)

Figure 3: Phase 1b Study of REZPEG in Atopic Dermatitis-Proportion of EASI-75 Responders at Week 12 and at Week 48



Patients were followed until Week 19, and those with >EASI-50 response at Week 19 were followed until Week 48 or until EASI-25 response criteria were no longer met. NRI: non-responder imputation

ACKNOWLEDGMENTS

This study is funded by Nektar Therapeutics, San Francisco, CA. The study will be approved by the institutional review board of each participating site.

ABBREVIATIONS

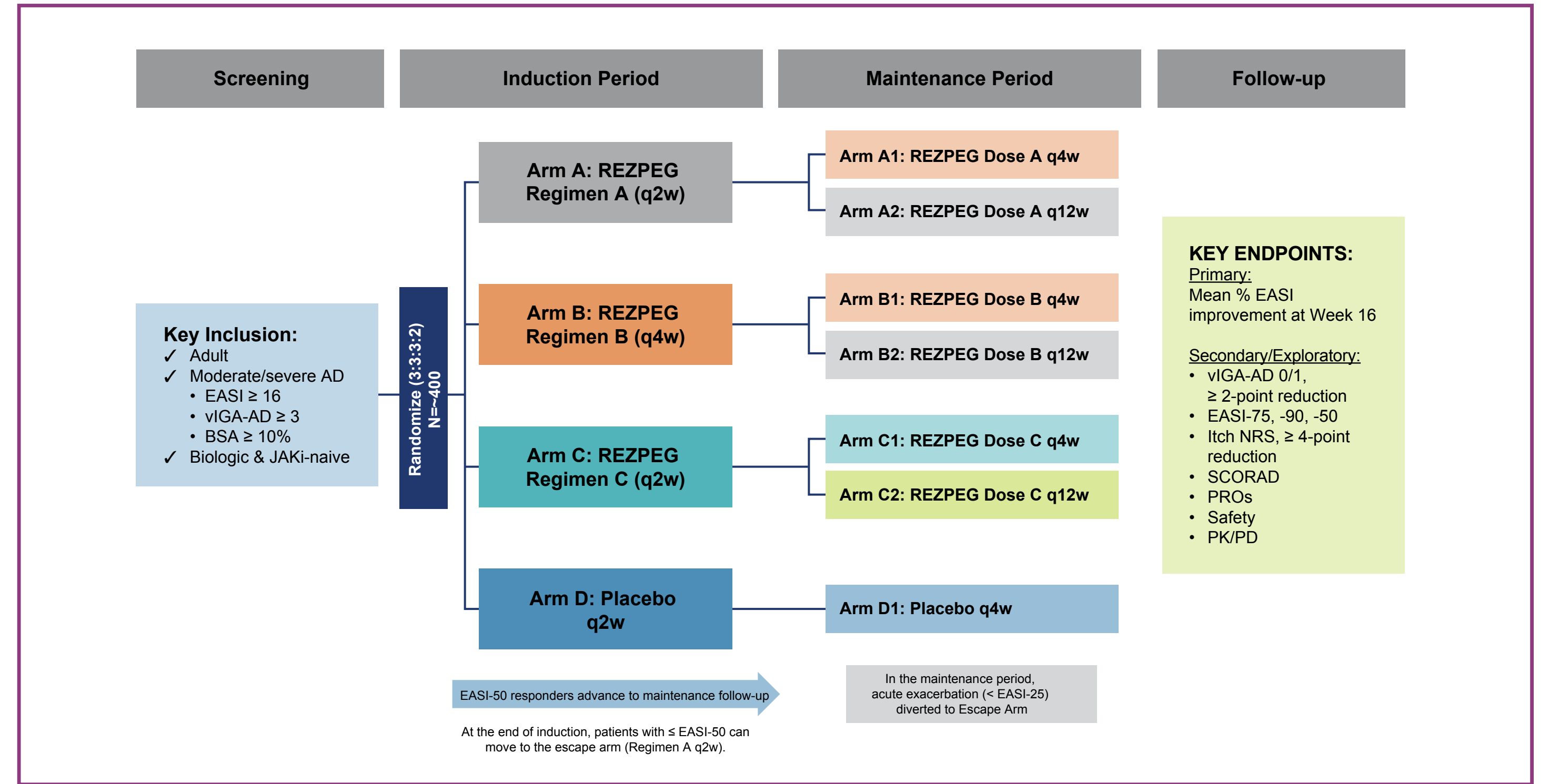
AD, Atopic dermatitis; Treg, regulatory T cells; PEG, polyethylene glycol; rhIL-2, recombinant human interleukin 2; Tcons, conventional T cells; Th1, Type 1 T helper cells; Th2, Type 2 T helper cells; Th17, Type 17 T helper cells; RA, rheumatoid arthritis; MS, multiple sclerosis; APC, antigen-presenting cells; EASI, Eczema Area and Severity Index; vIGA-AD, Validated Investigator Global Assessment scale for Atopic Dermatitis; BSA, Body Surface Area; q2w, once every 2 weeks; q4w, once every 4 weeks; q12w, once every 12 weeks; Itch NRS, Itch Numerical Rating Scale; SCORAD, Scoring of Atopic Dermatitis Index; PROs, patient reported outcomes; PK, Pharmacokinetics; PD, Pharmacodynamics; APAC, Asia-Pacific

REFERENCES

- Silverberg, J. I. & Hanifin, J. M. Adult eczema prevalence and associations with asthma and other health and demographic factors: A US population-based study. *Journal of Allergy and Clinical Immunology* vol. 132 1132-1138 (2013).
- Abuabara, K. et al. Prevalence of Atopic Eczema Among Patients Seen in Primary Care: Data From The Health Improvement Network. *Ann. Intern. Med.* 170, 354-356 (2019).
- Silverberg, J. I. Public Health Burden and Epidemiology of Atopic Dermatitis. *Dermatologic Clinics* vol. 35 283-289 (2017).
- Shaw, T. E., Currie, G. P., Koudelka, C. W. & Simpson, E. L. Eczema Prevalence in the United States: Data from the 2003 National Survey of Children's Health. *Journal of Investigative Dermatology* vol. 131 67-73 (2011).
- Chiesa Fuxench, Z. C. et al. Atopic Dermatitis in America Study: A Cross-Sectional Study Examining the Prevalence and Disease Burden of Atopic Dermatitis in the US Adult Population. *J. Invest. Dermatol.* 139, 583-590 (2019).
- Agrawal R, et al. The role of regulatory T cells in atopic dermatitis. *Curr Probl Dermatol.* (2011) 41:112-124.
- Fanton C, et al. Selective expansion of regulatory T cells by NKTR-358 in healthy volunteers and patients with systemic lupus erythematosus. *J Transl Autoimmun.* (2022) 5:100152.
- Nektar Therapeutics. (2023, August 7). Nektar Announces Promising New and Corrected Rezpegaldesleukin Efficacy Data Which Were Previously Reported in 2022 and Incorrectly Calculated by Former Collaborator Eli Lilly & Company [Press Release].

STUDY DESIGN

Figure 4: Phase 2b Study Design



Phase 2b Study for Patients with Atopic Dermatitis

- This trial is a Phase 2b, randomized, double-blinded, placebo-controlled, international, multicenter study of REZPEG vs. placebo for biologic and JAKi-naïve patients with moderate-to-severe AD
- Patients will be randomly assigned in a 3:3:3:2 ratio to 3 different REZPEG dosing regimens vs. placebo, administered subcutaneously, during the induction period
- Patients on the REZPEG arms with an at-least EASI-50 response following the 16-week induction period will be re-randomized to a maintenance REZPEG administration every 4 or 12 weeks
- Re-randomized patients with an acute exacerbation defined as <EASI-25 and patients that do not achieve an EASI-50 at end of induction will be placed in an open-label escape arm and administered REZPEG

Key inclusion criteria

- Adult patients aged 18-70 years
- Chronic AD for at least 1 year and for whom topical treatment was inadequate or inadvisable
- Moderate-to-severe atopic dermatitis:
 - Eczema Area and Severity Index (EASI) score ≥ 16
 - Investigator's Global Assessment (IGA) AD score ≥ 3
 - Total Body Surface Area (BSA) affected $\geq 10\%$
- Systemic biologic and JAK-inhibitor naïve

Primary Endpoints

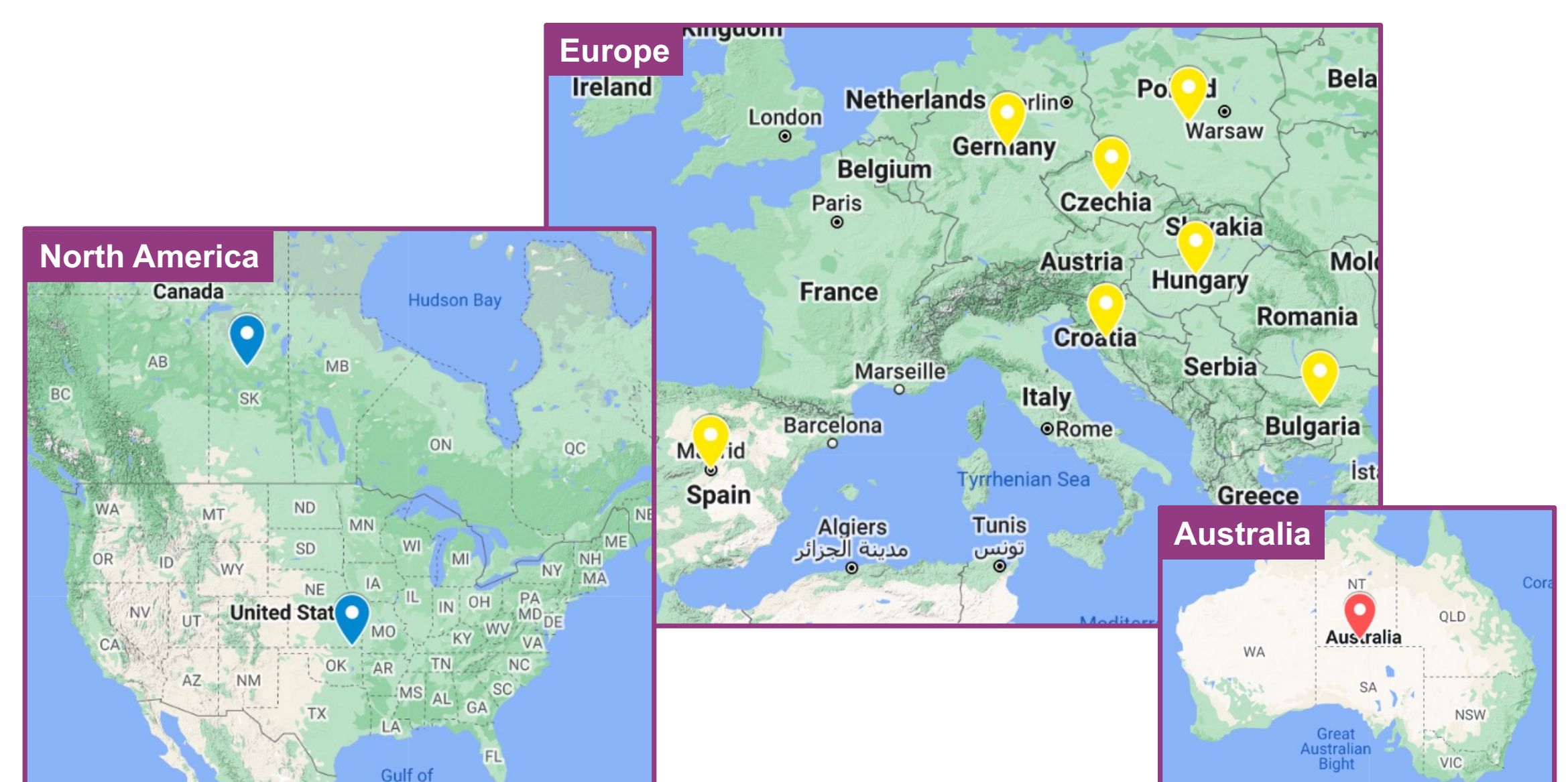
- The primary endpoint for this study is the least-square mean percent reduction in EASI from baseline at end of induction.

Secondary Endpoints

- To evaluate proportion of patients at the end of induction with:
 - IGA 0/1 with at-least 2 point reduction
 - EASI-75, -90, -50
 - SCORAD-75, -50
 - Itch Numerical Rating Scale [NRS] improvement of ≥ 4 points
 - Improvement in % BSA involvement
- Additional endpoints at the end of induction:
 - Safety/tolerability
 - Various patient reported outcomes (PROs)
 - Pharmacokinetics and Pharmacodynamics
- To evaluate the assessed efficacy and safety endpoint at all other timepoints
 - During Induction
 - During Maintenance
 - During Follow-up

STUDY STATUS

Figure 5: Countries Included in the Study



- This study is initiating in North America and other parts of the world (Figure 5):
 - North America (Canada, United States)
 - Europe (Bulgaria, Croatia, Czech Republic, Germany, Hungary, Poland, Spain)
 - APAC (Australia)
- Please contact the Sponsor (Nektar Therapeutics) with any questions (see NCT06136741)

